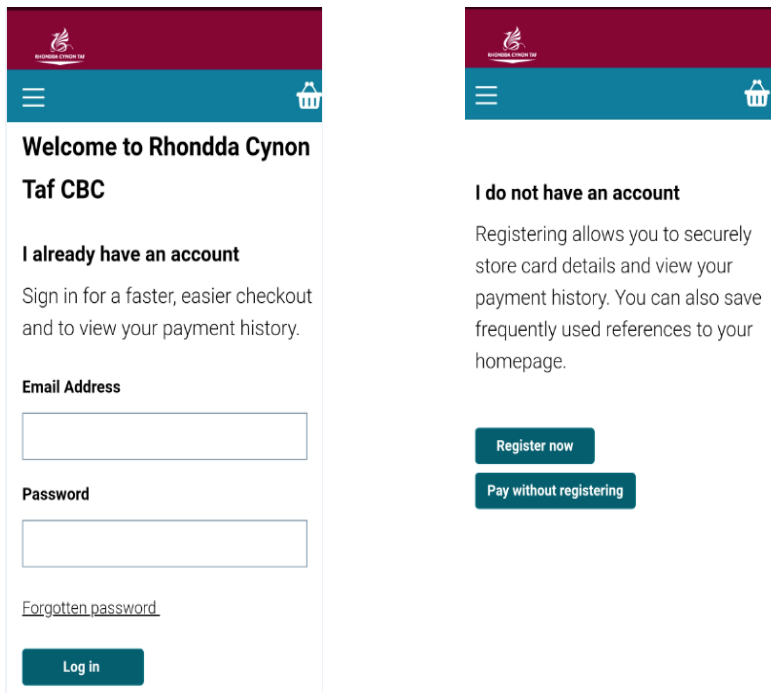


The online payment system can be found at www.rctcbc.gov.uk/schoolpayments

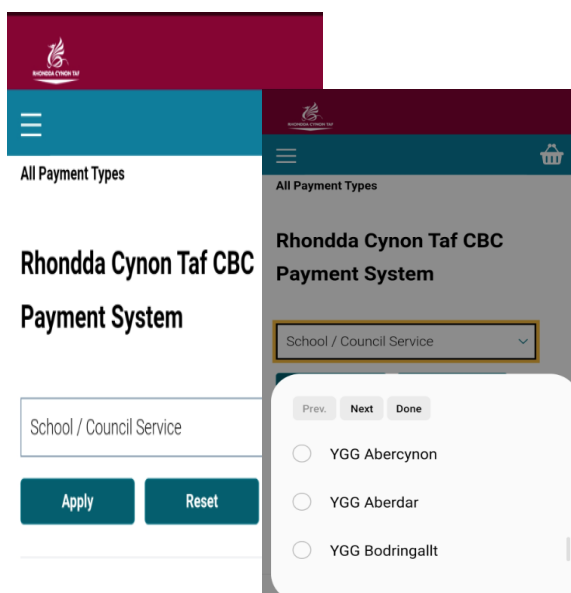
We recommend registering an account as this allows you to save your dinner money reference number to your homepage, saving you time when you next pay.

Alternatively you can choose to pay without registering.



Paying without registering

Schools can be found from the dropdown menu below. When you have selected the school you require click apply to display all items available including pupil meals, trips and activities.



Paying from your registered account

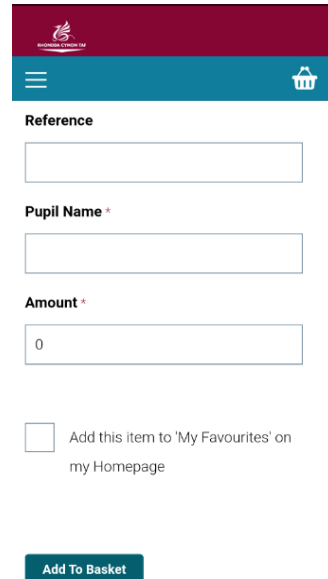
If you've chosen to register an account you'll need to select All Payments Types from the menu and select the school as shown above.

Select the item you wish to pay for.

Your school will have provided you with your reference number to use when paying for school meals.

This screen allows you to save your reference for next time.

This is only available for school meals.



The screenshot shows a mobile application interface for school meals. At the top, there is a dark red header with a logo and a teal navigation bar containing a menu icon and a shopping basket icon. Below the navigation bar, the form is titled "Reference" and has a text input field. The next field is labeled "Pupil Name *" and also has a text input field. The third field is labeled "Amount *" and contains the number "0". Below these fields, there is a checkbox with the text "Add this item to 'My Favourites' on my Homepage". At the bottom of the form, there is a teal button labeled "Add To Basket".